




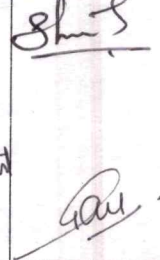


Sainik School Korukonda
Vacation Home Work (Oct 2025) - 2025-26
Class 9 & Section A

Subject	Vacation Task Assigned Specify in detail	Teacher Signature
English	<ul style="list-style-type: none"> Solve <u>20 Comprehension Passages</u> of his/her own choice in your Vacation Notebook. → Each should be more than 400 Words. → Each should be written neatly in VHW [Optional] 	
Telugu	మీకు నచ్చిన 10కి 20 రుచించి వివరిస్తూ, చీల్చి లతో సహా 20 పేజీలకు మించకుండా రాసుకోండి	
Hindi	<p>① 'शुक्रांश के समान', कल्प कुम्हार की उनकीर्ति पाठ का सारांश</p> <p>② वृक्षारोपण का महत्व, फ्रिज, ग्रीहाार, समय का सदुपयोग पर अनुच्छेद</p>	
Maths	<ul style="list-style-type: none"> Solve Term 1 Question Paper Solve Worksheets [Sent by Sir on WhatsApp] School Website 	
Gen Sc	<p>Phy → Solve <u>Physics</u> section in Term 1 Question paper</p> <p>Chem → ① 1-100 Elements with Atomic & Mass No.s. ② Project on Hydrogen</p> <p>Bio → Write a Case Study of Bee-an Apiary/Fish-culture/Dairy & Poultry/Farm providing all info.</p>	
Social Sc	<p>His → Write a 20-page summary project on Nazis & Rise of Hitler chapter.</p> <p>Geo → write a 15 page project on Disaster Management & one of the disasters. (Check Attachments)</p>	

Hindi

पाँच अनौपचारिक पत्र एवं त्रि
 संवाद लेखन

Sainik School Korukonda
Class IX – Disaster Management Project
Holiday Homework for Dusshera Vacation

Dear Students,

As part of your CBSE curriculum in Social Science, you are required to prepare a Disaster Management Project during the Dusshera Vacation. The project must be handwritten on A4-sized sheets and neatly compiled. Please follow the given instructions carefully.



Page-wise Instructions

Page 1 – Cover Page

- Write only:
“DISASTER MANAGEMENT PROJECT”
- At the bottom right corner, neatly write:
 - Student's Name
 - Class & Section
 - Roll Number
- Well decorated with designs and thematic (chosen disaster related) diagrams.

Page 2 – Title Page

- Heading should be written as:
“DISASTER MANAGEMENT PROJECT ON ... (Chosen Disaster Name)”
- Example: “DISASTER MANAGEMENT PROJECT ON EARTHQUAKE”
- Write your name, class, section, roll number at the bottom.
- Well decorated

Page 3 – Acknowledgement

- 5–6 lines in simple words.

Example:

I would like to express my gratitude to my teachers, parents and (whoever applicable) for their constant guidance and support in completing this project. I also acknowledge the resources referred to, including NCERT textbooks and official disaster management websites.

Page 4 – Index / Content Page

- Prepare in a table format:

Content	Page No.
Introduction	1
Causes / Reasons	2
Impacts and Effects	3
Preparedness & Management	4
Role of NDRF and Other Organisations	5
Case Studies	6
Conclusion	7
References	8

Page 5 onwards – Main Content

👉 Page 5 – Introduction

- Meaning of disaster.
- Short note on your chosen disaster.
- Importance of disaster management.

👉 Page 6 – Causes / Reasons

- Why and how the disaster occurs.
- Natural + human factors.
- Add diagram/map if possible.

👉 Page 7 – Impacts and Effects

- Social, economic, and environmental effects.
- Short and long-term impacts.
- Use bullet points or flowcharts.

👉 Page 8 – Preparedness & Management

- Pre-disaster measures (awareness, warnings, training).
- During disaster measures (safety steps, first aid, rescue).
- Post-disaster measures (relief camps, rebuilding, rehabilitation).

👉 Page 9 – Role of NDRF and Other Organisations

- Write about NDRF (National Disaster Response Force) – its formation, training, and role in rescue/relief.
- Mention NDMA (National Disaster Management Authority), SDRF (State Disaster Response Force).
- If disaster is international in nature, add UN bodies, Red Cross, NGOs.
- Example:

- *NDRF carried out rescue operations during the 2013 Uttarakhand floods.*

👉 Page 10 – Case Studies / Incidents

- At least one major incident in India.
- At least one incident abroad.
- Mention year, location, damages, lessons learned.

👉 Page 11 – Conclusion

- Summarize what you learned.
- Importance of preparedness, awareness, and cooperation.
-

Last Page – References (Page 12)

- Mention sources like:
 - NCERT Textbook
 - CBSE Disaster Management Guidelines
 - NDMA / NDRF official website
 - Newspaper reports
 - Encyclopaedias / Disaster Management books

Final Instructions

- Use A4 sheets only.
- Handwritten, neat, and well-presented.
- Include maps, diagrams, and flowcharts wherever possible.
- Minimum length: 10–12 pages.
- Submit on first day after Dusshera vacation.
- Marks will be awarded for content, neatness, creativity, and proper structure.

Note: This project is compulsory and will form part of your internal assessment.

Wishing you a happy and safe Dusshera vacation!

Social Science Department