







**Sainik School Korukonda**  
**Vacation Home Work (Apr 2026) - 2026-27**  
**Class 10<sup>m</sup> & Section B**

Subject	Vacation Task Assigned Specify in detail	Teacher Signature
English	Write one word everyday its synonyms, and its usage at Write any book review on an English story book	
Telugu	<u>KURK</u> :- Take a photograph of a poet of telugu laminate it and write about him in 5-10 pages. <u>MNR</u> :- Write 5 essays, 5 letters and 5 questions	
Hindi	10 अपठित गद्यांश और 10 औपचारिक पत्र लिखिए।	
Maths	Write Activities 1-6.	
Gen Sc	<u>Physics</u> :- Draw diagrams of image formed by spherical mirrors + Examples 9.1 and 9.2 + T.B Questions 13, 15. <u>Biology</u> :- 10 text book questions - P81 (4Qs), P87 (5Qs), P91 (4), P96 (5Qs)	
Social Sc	<u>History</u> :- Take printout of Pdf sent in whatsapp <u>Geography</u> :- Write a project work on social issues. [for extra information read attachment] <u>Civics</u> :- Project work on AAP, BJP, INC, BHS, Marxist party, NPP (one page A4 sheet for each).	

Chemistry:- Write common name, chemical name, chemical name formulae, process of preparation, day to day uses of vinegar, plaster of paris, washing soda, baking soda, caustic soda, ~~thermite~~ <sup>thermite</sup> mixture, soap, cement, gypsum.

**Sainik School Korukonda**  
**Class XB – Social Science Project**  
**Holiday Homework for Summer Vacation**

**🚩 General Page-wise Instructions**

**Page 1 – Cover Page**

- Write only:  
**“SOCIAL SCIENCE PROJECT”**
- At the **bottom right corner**, neatly write:
  - Student’s Name
  - Class & Section
  - Roll Number
- Well decorated with designs and thematic (chosen topic related) diagrams.

**Page 2 – Title Page**

- Heading should be written as:  
**“SOCIAL SCIENCE PROJECT ON ... (Chosen Topic)”**
- Example: *“SOCIAL SCIENCE PROJECT ON CHILD LABOUR”*
- Name, class, section, roll number at the bottom.
- Well decorated.

**Page 3 – Acknowledgement**

- Short note (5–6 lines). Example:

I thank my teacher, school, and parents for their valuable guidance and encouragement in completing this Social Science Project successfully. I also acknowledge the resources I referred to while preparing this project.

**Page 4 – Index / Content Page**

- Table format:

<b>Content</b>	<b>Page No.</b>
Introduction	5
.....	.
.....	.
Conclusion	11

## Page 5 onwards – Main Content (Check the topic)

### Last Page – References (Page 12)

- NCERT Textbooks
- Government reports / websites (Ministry portals)
- Newspaper articles
- Pratham (ASER) / Child Rights and You (CRY) / Goonj / Amnesty International / CARE International etc. websites
- Other authentic sources

### Main Content - Topic: Social Issues

#### Suggested Content

(Students can choose **one specific issue** – e.g. Gender Inequality, Child Labour, Dowry, Untouchability, Sanitation, Digital Divide, Poverty.)

#### Page 5 – Introduction

- Define “Social Issues” – problems affecting society.
- Importance of addressing them.

#### Page 6 – Causes

- Poverty, illiteracy, traditions, inequality, lack of awareness.

#### Page 7 – Effects

- On economy (poverty cycle).
- On society (discrimination, unrest).
- On individuals (human rights violations).

#### Page 8 – Case Studies / Examples

- *India*: Child labour in carpet industry, Gender discrimination in rural India, Swachh Bharat Abhiyan for sanitation.
- *Abroad*: Civil Rights Movement (USA), Anti-apartheid struggle (South Africa).

#### Page 9 – Role of Government & NGOs

- Laws: Dowry Prohibition Act, Child Labour Prohibition Act, Right to Education Act.
- NGOs: CRY, Save the Children, Oxfam, SEWA.

#### Page 10 – Suggestions

- Spreading awareness.
- Empowering weaker sections.
- Education and strict law enforcement.

#### Page 11 – Conclusion

- A socially just society is the foundation of true development.

✓ **Final Instructions**

- Use **A4 sheets**, handwritten, neat.
- Add **maps, diagrams, posters, graphs, pictures, newspaper cuttings** where relevant.
- Write **8–12 pages minimum**.
- Submission on **first day after Summer vacation**.

This project is **compulsory** and part of **internal assessment**.

Wishing you a happy and safe Summer vacation!

Social Science Department  
Class X

SSK SS DEPT